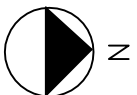
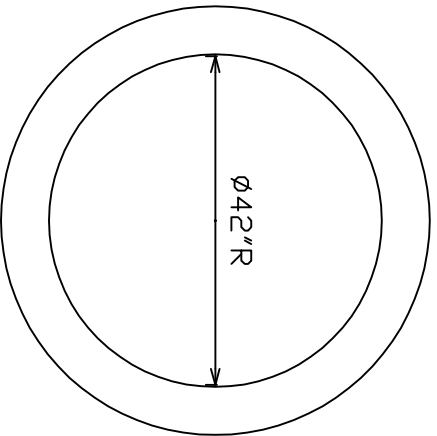
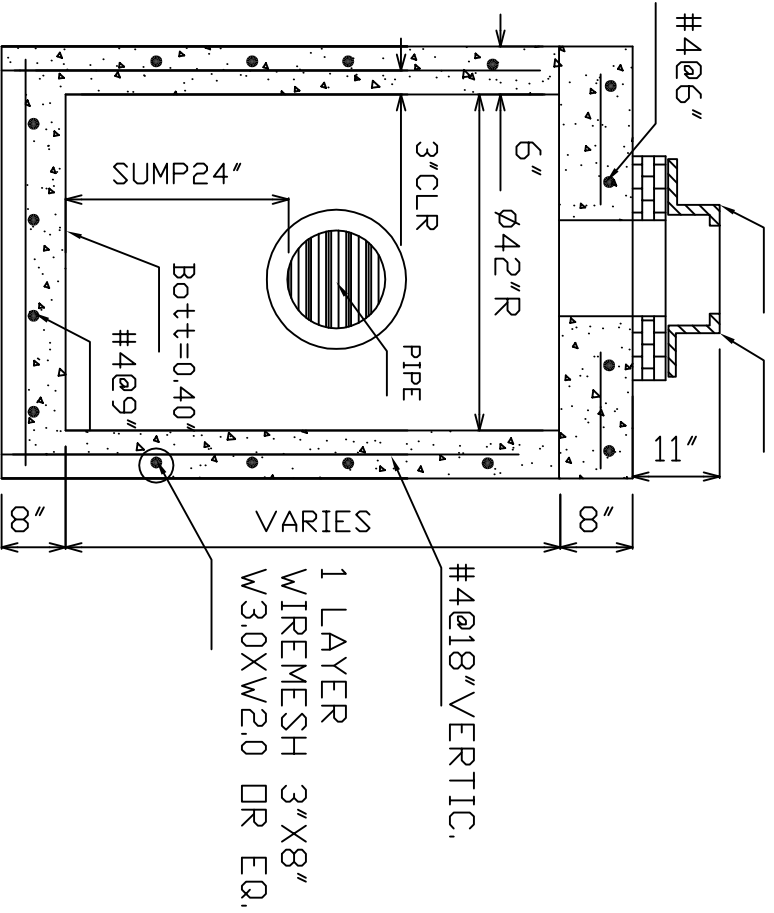


REBAR	W.W.MESH	CONCRETE	COMPONENT:		WALL	TOP SLAB D.D DIMENS	BOT SLAB D.D DIMENS
GRADE 60	GRADE 75	4000PSI@28DAYS	6"	54"	54"		

FRAME AND GRATE
USF 4700-6223 RIM 7.10



LANDMARK	DATE: 10/09/08	CATCH BASIN	TYPE P-10M	INV:
PRECAST	JOB NAME:	DADE COUNTY	PUBLIC WORKS	SUMP: 24"
3052428888	CUSTOMER:			DWG: NP
3052426200(FAX)	CASTING:	USF 4700-6223		STR.No STOCK
	PIPE ϕ			

